

Küschall® K-SERIES



UNLIMIT YOUR WORLD

We at Kuschall believe anything is possible when you have the power to achieve it. The Kuschall K-Series offers modularity and performance in a single product. Unlimit your Strength, Unlimit your Freedom, **Unlimit your world.**

KÜSCHALL K-SERIES

K-series is an **icon** of design, a trendsetter in the monotube frame construction. The ingenious **modular** seating system will fit your needs and its **dynamic** set up will offer you a superb driving performance, to keep you on the move.

HYDROFORMING

The hydroformed front frame will bring the design of your K-Series to another level. The new technology brings more stiffness and rigidity, for an unrivalled driving performance, adding striking lines and a clear design language to a timeless icon.

HYDROFORMED FRAME

- Ergonomic grip, ideal for repositioning and transfers, frame angle available in both 75° and 90°.

LIGHT ACTIVE BRAKE

- The new aluminium brake, with a minimalist design, brings lightness to unprecedented levels. Precision even in the smallest details.

TAPERED FRAME

- Tapered frame allows the wheelchair to contour to your body for a sleek aesthetic.

FOOTBOW

- Completely redesigned with a flat surface for greater comfort, and perfect positioning.



Küschall® K-SERIES

NEW BACKBRACE

- Ergonomic back brace for increased grip when lifting during transfers. Lower brace positioning, ideal for Matrix backrests.

BACKREST

- Folding backrest with six possible angle adjustments for different positioning needs.

SEAT MODULE

- At the heart of the K-series. The seat module offers five different centre of gravity positions, allowing a choice of high activity or increased stability within the wheelchair, as standard.

CASTOR HOUSING

- New aluminium profile welded to the front frame tube. Consistent design throughout the entire wheelchair.

FORK

- New clean design and integrated bearings. Reduces the amount of debris collecting in the bearings, for increased performance.

KEY FEATURES

ICONIC

With its iconic minimalist open frame and lightweight design, the K-Series gives you the ability to enjoy everyday activities; whether it's getting to and from work, or pursuing your active hobbies, the K-Series gives you the freedom to be you.



MODULAR

Adjustments come as standard on the K-Series, so finding your perfect position is always guaranteed!

Possible Adjustments:

- Front seat height
- Rear seat height
- Centre of gravity
- Backrest height and angle

DYNAMIC

All adjustments on the K-Series are on the seat module. This will ensure your castor fork angle is always fixed at the correct angle, ensuring a sharp and responsive performance for a superior driving experience.



HYDROFORMED FRONT FRAME

Hydroforming technology has added even more personality to the K-Series. An Iconic look that today becomes even more recognisable, with its straight edge design upfront. Complemented by its increased strength and rigidity in the frame, the K-Series driving experience is more responsive than ever.

CUSTOMISATION


1 CHOOSE THE FRAME COLOUR



Pure White



Anthracite Grey



Space Black



Carmine Red



Azure Blue

2 CHOOSE THE DECAL STYLE



3 CHOOSE THE DECAL COLOUR



Red



Black



Light Grey



Gold



Red



Blue


















Dark Grey



Black

TECHNICAL SPECIFICATION

SEAT WIDTH 320 – 500 mm in increments of 20 mm	SEAT DEPTH 350 – 525 mm in increments of 25 mm	LOWER LEG LENGTH 290 – 480 mm in increments of 10 mm	BACKREST HEIGHT 270 – 480 mm in increments of 15 mm	BACKREST ANGLE 74° / 78° / 82° / 86° / 90° / 94°
				
SEAT HEIGHT front: 450 – 520 mm rear: 390 – 490 mm in increments of 10 mm	FRAME ANGLE 75° / 90° V-frame or tapered	TOTAL WIDTH SW + 170 mm	TOTAL LENGTH 75°: approx. 830 - 1055 mm 90°: approx. 760 - 985 mm	CENTRE OF GRAVITY 80 mm / 95 mm / 110 mm / 125 mm / 140 mm
				
CAMBER 0° / 3° / 6°	TOTAL WEIGHT UNLOADED approx. 7.8 kg	TRANSPORT WEIGHT approx. 5.1 kg	MAX. USER WEIGHT 130 kg	CRASH TEST Approved - Fulfills the requirements of ISO 7176-19
				

All measurements and weights indicated are based on seat width 400 mm and seat depth 400 mm in the lightest and most compact configuration. Weight and measurements can change with the different configurations. For further information please check the user manual on our website.

K

UNLIMIT YOUR WORLD

Invacare Limited
Pencoed Technology Park - Pencoed
Bridgend CF35 5AQ - United Kingdom
Tel: +44 1656 776 222
Fax: +44 1656 776 220
E-mail: uk@invacare.com
Sales Order E-mail: ordersuk@invacare.com
www.invacare.co.uk

Invacare Ireland Ltd
Unit 5 - Seatown Business Campus
Seatown Road - SWORDS - County Dublin - Ireland
Tel. +353 1 8107084
Fax +353 1 8107085
Email: Ireland@invacare.com
www.invacare.ie

Küschall, Küschall Unlimit your world, K, Unlimit your world and K-Series are trademarks of Invacare International GmbH. Every effort has been made to ensure that the contents of this publication are fully up-to-date at the time of going to print. As part of its ongoing improvement of products, Invacare International GmbH reserves the right to modify existing models at any time.
© July 2019, Invacare International GmbH. All rights reserved. UK - 1632212